



Labrie™ Side Loaders

Automizer Series | Expert Series
Minimax Series | Top Select Series

Innovative & Thoroughly Engineered www.labrietrucks.com



Table of Contents

- 3 **History of Labrie Trucks**
Decades of Innovation
- 4 **Innovation**
Performance
- 6 **Automizer ASL Series**
A Complete Solution
- 8 **Expert Series**
Drop Frame Versatility
- 10 **Top Select Series**
Exceptional Recycling Body
- 11 **Minimax**
Small Body Designed for Small Areas
- 12 **Specification Sheets**
Specifications for each Labrie Truck
- 28 **Alternative Energy**
CNG & EV (Electric Vehicle)
- 29 **EnviroLink**
Smarter Collection System
- 30 **LabriePlus**
Ultimate Ownership Experience

Decades of Innovation



Labrie was founded in 1933, manufacturing heavy hauling equipment. In 1985, the company shifted its focus to waste collection vehicles in response to the industry's evolution from manual to semi- or fully-automated operations.

Today, Labrie™ is a major leader in the North American marketplace, with over 12,000 vehicles on the road. The brand is recognized for designing and manufacturing high-quality, innovative waste collection vehicles that stand the test of time, featuring seamless bodies and strong arms.

As waste collection continues to develop, you can trust Labrie™ to build the quality products needed to get the job done.

Laying the foundation for a truly exceptional product.

Laying the foundations for a truly exceptional product.

LABRIE™ INNOVATIONS

By making innovation one of its key focuses, Labrie's engineering experts have developed a full complement of available options over time to meet the most demanding customer specifications.

We are eager and ready to meet new industry trends and customers' needs. This cycle of innovation at Labrie™ makes it the leader for side loader solutions in North America.

WEIGHT DISTRIBUTION

Throughout years of innovation, Labrie™ trucks have always maintained focus on providing optimal weight distribution across all models.

At Labrie™ the goal will always be to find the perfect balance in the use of materials, without compromise, to produce models which collect more waste and provide the highest legal payload.

Built to Perform and Last



ABRASION RESISTANT STEEL

Like our Leach™ and Wittke™ product lines, Labrie™ recognizes the value of achieving the perfect balance in the use of steel materials without compromising durability and performance. Labrie™ Side Loaders feature abrasion-resistant steel on all hopper floors, sides, and bodies, making them strong, durable, and lightweight.

Abrasion-resistant steel has five times more abrasion resistance than mild steel, making it ideal for building rugged hoppers without sacrificing payload. These high-quality materials result in an average of 8% savings on maintenance costs alone, and with AR450 providing the greatest tensile strength and lightest weight in its class.



IN-LINE ARM DESIGN

Our smooth-operating arms are essential when maneuvering in tight spaces. They have low "mass-in-motion" and "under hopper" inline designs that reduce torque in the arm when dumping, leading to greater longevity.

The Right-Hand™, Alley-Hand™, and Helping-Hand™ are easy to operate, making collection in all conditions a breeze.



TAPERED BODY

Our years of experience in waste collection have led us to create a proven, tapered body design. The rounded and tapered shape of the body sides and roof increases the compaction ratio by retaining the majority of the material at the back of the body.

The tapered shape also makes the unloading process very smooth even at the highest compaction ratio.



SINGLE SHEET OF STEEL ON THE BODY SIDES

Body walls are available in a single piece of abrasion-resistant steel for increased strength and a seamless appearance that's perfect for graphics. Single-Piece body sides mean greater structural strength, no reinforcement posts, and fewer weld seams to crack or corrode.

All of that adds up to a longer life for the body and a cleaner appearance.

Automizer ASL Series

PRODUCTIVITY REQUIRES STRONG ARMS THAT CAN REACH

Labrie™ has a long history of introducing innovative waste collection solutions. In 2004, Right-Hand™ arm quickly became a market leader due to its strong inline design, high quality, and reliability.

In response to the ever-evolving industry demands, Labrie completely redesigned the entire body of the Automizer in 2009 and introduced the Heavy-Duty Right-Hand™ arm to accommodate clients with larger and heavier collection containers.

Today, Labrie™ continues to innovate and improve upon its waste collection solutions. The Automizer is now the most versatile SL on the market, offering three different lift arms and the choice of tip or ejection dropouts, as well as a traditional or pendulum compaction mechanism. With these advancements, Labrie remains at the forefront of the waste collection industry, providing innovative and efficient solutions to meet customers' evolving needs.

	AUTOMATED	MANUAL	RESIDENTIAL	COMMERCIAL	DEMOLITION	ORGANICS	ALLEYS TIGHT AREAS	RECYCLING	TIPTO DUMP	FULL EJECT	SPLIT BODY
 Automizer Right-Hand™	●		●					●	●	●	
Automizer Helping-Hand™	●		●					●	●	●	●
Automizer Alley-Hand™	●		●				●	●	●	●	
Automizer Full-Eject	●		●				●*	●		●	
Automizer Pendulum	●		●			●	●*	●	●		

*with the Alley-Hand™ configuration

LARGE SUMP BOX

Our new sump box is 700% larger than the previous, increasing the liquid holding capacity and protecting the packer cylinders from the waste leachate. Hydraulic hoses and tubing can be located on either side of the body for easy access and protection.



PAINT

The body and the tailgate's surfaces are grit blasted, primed and painted before assembly. This method of painting before assembly prevents bare metal-to-metal contact which will inevitably cause corrosion. We provide a premium finish coat of polyurethane Imron Elite paint which produces a smooth and very durable finish.



TAILGATE AUTO-LATCH

A tailgate that doesn't require any vertical movement to lock and seal will prevent additional stress and damage to the tailgate seal and improve its longevity. The tailgate on the Labrie™ side-loaders closes straight down and locks without any added friction that may cause premature wear. Labrie™'s simple design improves tailgate seal longevity.



EFFICIENT MAINTENANCE

The Automizer is a popular choice among large haulers as their flagship fleet vehicle, thanks to its minimal maintenance, easy-to-operate loading arm, and efficient payload design. With access panels located on the rub rails, hydraulic hoses, tubing, and electrical harnesses are protected and maintenance is made easy. This makes the Automizer a reliable and cost-effective choice for waste collection.



Three Arms to Meet Any Challenge



Right-Hand™

- 12 foot reach
- 1000 lb lifting capacity
- 180 pick-ups/hr on average



Helping-Hand™

- 10 foot reach
- 400 lb lifting capacity
- 13 sec packing cycle



Alley-Hand™

- True Vertical Lift
- Zero Kick-Out
- 12 foot reach
- 550 lb lifting capacity

Only the Automizer Series can offer three automated lift solutions to meet your needs, ranging from the industry-standard Right-Hand™ to the versatile Helping-Hand™ and the nimble Alley-Hand™.

Labrie™ arms are known for their length, strength, and tight grab, making them capable of delivering exceptional performance in any conditions.



SLIDE PACK HOPPER ASSEMBLY OR THE PATENTED PENDULUM PACKER

The Automizer is available with a slide pack hopper-packer assembly or our patented Pendulum Packer, which acts as a pendulum between the hopper and the body. The Pendulum Packer has no wear tracks, requires no follower panel, and has no need for clean-out doors, making it easy to use and maintain. It is perfect for handling organics, as well as solid waste, with a fully sealed and "self-cleaning" hopper that prevents trash from building up behind the blade. To facilitate maintenance and prevent exposure to corrosive liquids inside the hopper, the hydraulics are located outside. Additionally, operators can continuously dump loads into the hopper without waiting a packing cycle to end.



TIP-TO-DUMP OF FULL-EJECT

A choice of ejection systems is available on our Automizer bodies, either tip-to-dump or Full-Eject using the Packer T-Track Guide System which extends the packer and wear component life; the same single cylinder is used for both packing the material and full ejection of the load.



CO-MINGLE BODIES

Maximizing payload and adapting to route diversion rates is critical for waste collection. Our Co-mingle bodies offer unparalleled versatility to meet these needs. Available in 50/50, 40/60, or 60/40 split configurations, and eight different body sizes ranging from 15 yd³ to 37 yd³, our bodies can be customized to fit any collection requirements. Plus, with the hopper chute controlled by a hydraulic cylinder, the configuration can be quickly adjusted on-the-go from within the cab, providing maximum efficiency and productivity.


"The Automizer has proven time and time again to be the most productive and reliable unit with virtually no down time. It meets and exceeds the expectations of us and our customers."
Don Arata - President of Arata Equipment Company

Expert Series

EXPERT - DROP FRAME FLEXIBILITY,
BECAUSE EVERY ROUTE IS DIFFERENT

As a leading company in the drop frame sideloader market, Labrie™ offers one of the most versatile waste collection vehicles on the market with its Expert model. Since 1984, we have been performing our own factory drop frame modifications, allowing us to offer customized solutions to meet our customers' unique needs.

The Expert is designed for efficient waste collection, whether it's manual, semi-automated, or fully automated. The hopper can be accessed from both curbside and street side, making it easy to collect waste in alleys and one-way streets. With various configurations and numerous options available, it is hard to find a situation where the Labrie™ Expert won't be a perfect fit.

	AUTOMATED	MANUAL	RESIDENTIAL	COMMERCIAL	DEMOLITION	ORGANICS	ALLEYS TIGHT AREAS	RECYCLING	TIP TO DUMP	FULL EJECT	SPLIT BODY
 Expert Series	●	●	●				●	●	●		●



IN-HOUSE DROP FRAME MODIFICATION

Labrie™ is the only manufacturer that performs the drop frame modifications process internally.

Unlike other manufacturers that outsource this task to third-party providers, we have direct control over the process, which ultimately benefits our clients in numerous ways.



HOPPER SURFACES IN AR STEEL

All surfaces exposed to abrasion in the hopper are made of abrasion-resistant steel or better, for superior resistance to wear.

Hopper sides, bottom, and slope areas are covered with AR Steel wear plates for easy replacement when required.



ENCLOSED HOPPER

The enclosed hopper serves a dual purpose of preventing waste from being blown onto the road and preventing the accumulation of water, snow, and ice overnight.

Manual, Semi-Automated or Automated Collection



The Expert drop frame configuration is perfect for manual or semi-automated waste or recycling collection, and the loading height of only 5.5" above the chassis frame makes this configuration safer, faster, and easier to load. With the shortest wheelbase in the industry, this truck can easily maneuver in some of the tightest spots where other drop frame converters cannot.

Using a Labrie™ cab conversion on an International or Freightliner conventional chassis gives you easy access in and out of the cab and a shorter walk from the cab to the hopper. The ergonomic design of this configuration will not only save time but also facilitate the operator's job.



Collect from the comfort of the cab while still having the option to pick up extra items left on residential routes. The Helping-Hand™ arm has a pivot point that provides a minimal swing-out motion, making it ideal for dumping in narrow spaces and alleys. It can extend up to 10 feet and lift up to 400 pounds when fully extended. By being located inside the hopper, the Helping Hand eliminates the need to compensate for torsion stress, reducing wear and tear on the arm's components.

Electric proportional valves provide smooth and precise control, while critical components are protected from harsh conditions. This low-stress, compact design protects the hopper floor with a low dumping height. Choose the Expert Helping Hand™ for maximum durability and the lowest total cost of ownership.



60/40, 40/60 OR 50/50 SPLIT BODIES WITH SINGLE OR SPLIT CHUTE INSIDE THE HOPPER

Our Co-mingle version the Expert model finally offers the industry a patented split body. The versatility that this split design offers is essential when maximizing payload and adapting route diversion rates. The body comes in a 50/50, 40/60, or 60/40-split configuration, which can be combined with one of 8 body sizes to choose from. Controlled by a hydraulic cylinder, the hopper chute can be re-configured on-the-go from within the cab.



EXPERT DUAL HELPING HAND™ CONFIGURATION

The Expert Dual Helping Hand™ configuration is an excellent way to increase productivity and efficiency for alleys, dead ends, and one-way street collection. This configuration also increases safety by reducing or eliminating the need for "back-ups," which account for more than 50% of industry-related accidents.



LOW MAINTENANCE COST

Minimize maintenance costs with our well-designed body construction details, including a large sump box for increased liquid capacity and protected packer cylinders. Hydraulic hoses can be accessed from both sides.



GRAB PACK EFFICIENCY

Maximize productivity and save time on the route with our programmable multi-cycle packer that compacts payload after each arm cycle, with 2-3 strokes.


Top Select Series

VERSATILE CURBSIDE RECYCLING.
PIONEERED BY LABRIE.

Pioneered by Labrie™, the Top Select is a recycling body for manual and semi-automated collection of residential recyclable material.

It is the first-ever recycling unit built and continues to be the most sold unit in its class in North America, a Labrie™ innovation, and an industry staple.



	AUTOMATED	MANUAL	RESIDENTIAL	COMMERCIAL	DEMOLITION	ORGANICS	ALLEYS TIGHT AREAS	RECYCLING	TIP TO DUMP	FULL EJECT	SPLIT BODY
 Top Select™ Series		●	●			●		●	●		

CURBSIDE RECYCLING. PIONEERED BY LABRIE.

It optimizes collection operations by offering 2 to 7 compartments for pick up of different streams at curbside, for precise on-site sorting with a unique over-the-top dumping system. Optional cart attachments are available for easy roll cart pick-up.



EASY, SAFE 1-MAN OPERATION. MAXIMUM EFFICIENCY.

The Top Select can be operated from several driving configurations for optimal one-man operation. Stand-up drive positions are available on either or both sides of the truck.



MAXIMUM PRODUCTIVITY.

Two hydraulic cylinders with fully adjustable cushions on both ends allow for smooth and easy operation of the loading bucket. This combination of features generates high levels of collection performance: 500+ households per route and up to 10,000 lbs payloads with the Maximizer option.



DUMPING

The waste disposal mechanism is both simple and ingenious, as it enables the separation of different types of waste upon arrival.

As recyclable materials are unloaded, the adjoining walls inside the dumpster are opened one section at a time, making the unloading process quick and easy.



Minimax Series

SOMETIMES IT PAYS TO HAVE A SMALL TRUCK

As the side-loader market leader, we designed the Minimax to uphold our reputation as an industry leader of quality, innovative solutions. We've included all the best features of our larger side loaders in the Minimax to ensure it is the most productive and reliable truck in its category. Its low loading height makes it ideal for fully automated, semi-automated, or manual collection that adapts to the most complex applications.

Minimax excels at missed pick-ups, parks and recreation areas, airports, university campuses, and all the other places where a smaller truck just makes more sense. Completely redesigned and built tougher, this truck is the ideal solution for optimized route efficiency and reduced costs.



	AUTOMATED	MANUAL	RESIDENTIAL	COMMERCIAL	DEMOLITION	ORGANICS	ALLEYS TIGHT AREAS	RECYCLING	TIP TO DUMP	FULL EJECT	SPLIT BODY
 Minimax Series	●	●	●				●	●		●	



LOW PROFILE, SHORT WHEELBASE

The short wheelbase of the Minimax makes it a highly maneuverable refuse truck.

And with a GVWR under 33,000lbs, the Minimax is FET exempt.



TRUSTED HELPING-HAND™ ARM

The Helping-Hand™ arm's pivot point provides minimal swing out, which is perfect for loading in places where operating room is limited, but can still extend up to 7 feet to make quick work of challenging routes.



FULL-EJECT DUMPING SYSTEM

The efficient and reliable full-eject packer blade with its single telescopic cylinder offers high compaction (900 lbs/yd) and safe unloading without having to raise the body.

Alternative Energy



COMPRESSED NATURAL GAS (CNG)



Labrie™ delivers the highest-quality, factory-installed compressed natural gas (CNG) solutions that are fully tested at our on-site CNG station. Labrie's manufacturing expertise in CNG is evident in every installation.

More Affordable: Substantially reduced fuel costs compared to diesel.

Cleaner: 23% less Greenhouse Gas Emissions compared to diesel engines.

Fuel Independence: Higher percentages of CNG are supplied from the U.S. and Canada compared to diesel.

Quieter: on average- 10 decibels lower than comparable diesel engines.

So why choose Labrie™ CNG? Labrie's thoroughly engineered CNG installations provide the best combination of price, efficiency, and quality- all while producing fewer emissions than traditional diesel engines. Additionally, Labrie™ offers on-the-roof, behind the cab, tailgate or chassis-mounted CNG designs, to deliver optimal weight distribution, no matter the application.



ELECTRIC CHASSIS



The shift towards sustainability in North America is driving the demand of EVs in waste collection. Labrie™ units with EV chassis technology offer numerous benefits as waste collection companies aim to reduce their carbon footprint.

With zero carbon emissions, reduced noise, and lower routine maintenance costs EV chassis technology is filling the need for collection solutions that are carbon neutral and productive.

With a higher demand for Labrie™ EV Side Loaders, customers' positive feedback on their reliability, efficiency, and environmental benefits, it's time to join the movement towards a greener future by investing in a Labrie™ EV Side Loader.

The need for alternative energy is real. Meet that need with Labrie's seamless integration to a Battery-Electric chassis. For thoroughly engineered alternative energy solutions, the answer is always Labrie™.

	CNG								EV
	50>82 DGE	50>96 DGE	50>100 DGE	60>97 DGE	FRAME	ROOF	CAB	TAILGATE	
Automizer Right-Hand™			CNG			CNG	CNG	CNG	EV
Automizer Helping-Hand™			CNG			CNG	CNG	CNG	EV
Automizer Alley-Hand™			CNG			CNG	CNG	CNG	EV
Automizer Full-Eject			CNG			CNG	CNG	CNG	EV
Automizer Pendulum		CNG				CNG	CNG	CNG	EV
Expert Series			CNG			CNG	CNG	CNG	
Minimax Series	CNG				CNG	CNG	CNG		EV
Top Select Series	CNG						CNG		EV

With an improved multiplex network and analog system, the Labrie Group has laid the foundations for a brand-new era in truck intelligence.

Cameras and monitors, scales, diagnostic tools, safety interlocks, alerts, GPS tracking, and more are now packaged in a more precise, reliable, and efficient Smart Collection Package.



ENVIROLINK - SMARTER COLLECTION PACKAGE IS ALSO A BRAND NEW, REENGINEERED MULTIPLEX SYSTEM.

- Robust, reliable, and powerful controllers communicate together (and with the chassis) via Controller Area Network (CAN) and J1939 protocols.
- Improved system architecture reduces the quantity of part numbers used and stocked for service, featuring modular harnesses widely used across the entire product line.
- EnviroLink™ features an all-new 80% larger Wide Video Graphics Array (WVGA) touch screen display that allows operators and maintenance personnel intuitive navigation through menus and information for user-friendly operation.

ENVIROLINK ALLOWS:

- Easy and fast unit program updates (by USB flash drive, by Ethernet cable, or over the air).
- Faster troubleshooting by allowing remote access to system inputs, system outputs, and controller status.
- Easy data collection and transmission
- And much, much more.

With an array of available safety & productivity features

- Robust HD Cameras (with shutter and heater) & Monitor System.
- Configurable automatic monitor view switching to provide optimal visibility while: dumping carts/containers, backing up, or performing other customer specified operations.
- Smart interlocks to ensure safe and productive operation.
- Newly redesigned Video Graphics Array (VGA) style fully configurable cluster for Labrie RH drive modification.
- Onboard Scale System infrastructure integrated as standard options into the cab harnesses (available underbody, on the rear axle, or on Front Loader forks).
- Collision Detection Systems (Front, Sides, and/or backup) [Ultrasonic or Radar].
- System integrated counting device available with or without integration to back-office systems.
- System integrated Engine or PTO hour meter.
- Arm auto-dump programming to avoid driver fatigue and injuries.
- Auto-packing after cart dumping to increase productivity.
- Auxiliary controls in remote locations to increase productivity.

Ultimate Ownership Experience

The Labrie Environmental Group is a proven leader in refuse and recycling collection vehicles in North America. The Labrie™, Leach™, and Wittke™ product lines are renowned for being the most reliable, efficient, productive, and smartest in the solid waste industry today.

Recognized for designing and producing the highest quality vehicles available, our customers benefit from a single trusted source of engineering expertise.

With the strongest distributor network in North America covering every state and province, take advantage of our quick delivery **Pronto Stock** opportunities and see our products in action with our demo program.



The group delivers the ultimate ownership experience with LabriePlus™ 24/7 Parts & Service team of experts located all over North America.

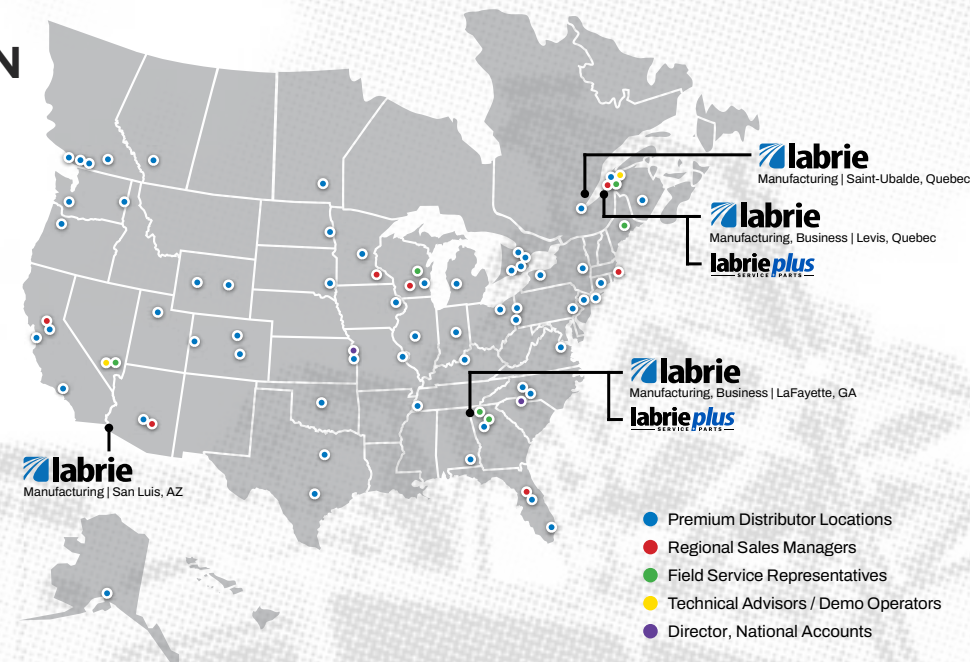
We continually push the boundaries of innovation to provide a greener, safer, smarter, and more efficient way of waste management and collection.

DRIVE EXCELLENCE with Labrie™, Leach™, and Wittke™ Trucks!

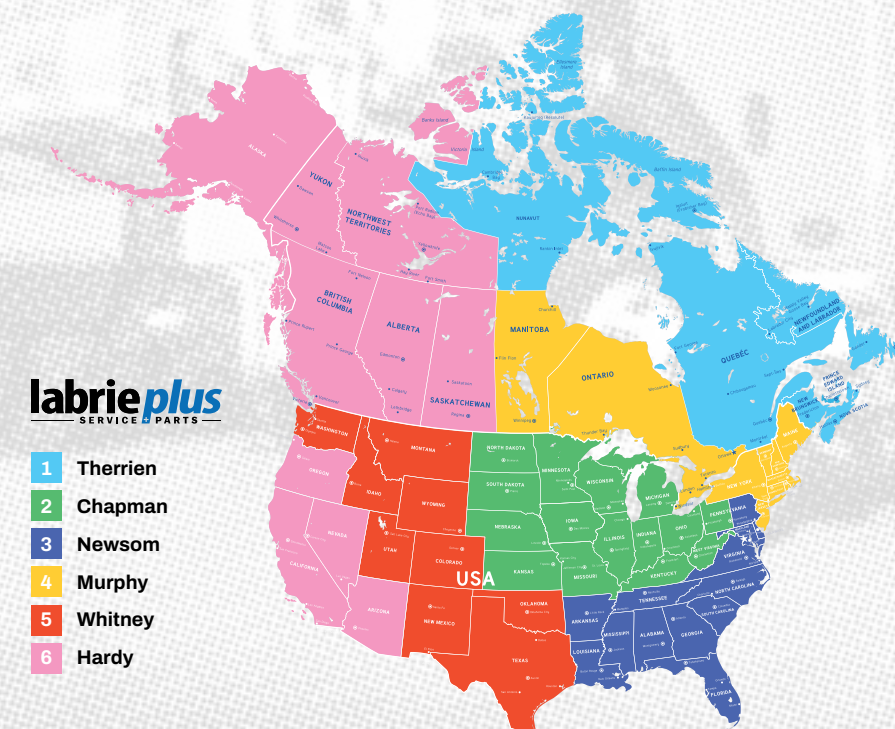

Distributor Network + LabriePlus Parts & Services

OUR NORTH AMERICAN NETWORK IS QUALITY DRIVEN

Our pursuit of excellence continues long after a Labrie™ truck is put into service. You can rely on a network of over 30 premium distributors with over 50 locations located throughout the United States and Canada that are highly trained to assist you.



labrieplus
SERVICE + PARTS



PREMIUM PRODUCTS, COME WITH PREMIUM SUPPORT

LabriePlus™ Parts & Service is a full-service customer support center located in the US and Eastern Canada. It provides 24/7 customer support and live assistance from a dedicated staff of professional representatives who support relationships between dealers, customers, and factories by providing quality replacement parts, premium hands-on field assistance, and live support.

Our highly skilled team of Field Service Representatives, strategically located around the US and Canada, is ready to provide on-site support if needed, helping us continue our pursuit of excellence in customer service.



DRIVE EXCELLENCE™



175-B, route Marie-Victorin, Levis, Quebec, Canada, G7A 2T3
Toll Free: 1-800-463-6638 | Telephone: 418-831-8250
sales@labriegrup.com | www.labriegrup.com



United States of America

1198 Shattuck Industrial Blvd, Lafayette, GA, 30728
Toll Free: 1-800-231-2771
usa.labrieplus.com | partscenter@labriegrup.com

Canada

455 Avenue 1, Levis, Quebec, Canada, G6W 5M6
Toll Free: 1-877-452-2743
canada.labrieplus.com | labrieplusqc@labriegrup.com

Labrie Environmental Group is certified ISO 9001-2008 and attests to the quality of these products. Labrie Environmental Group has made every reasonable effort to ensure that the information contained in this brochure is accurate. However, we accept no responsibility for any errors or omissions, and we reserve the right to modify designs, characteristics and products at any time. Contact Labrie Environmental Group for prices and options or to obtain the phone number of your local Labrie Environmental Group distributor. For the most recent version of our spec sheets, please go to Labrie Environmental Group website at www.labriegrup.com. In case of discrepancy, the Web version takes precedence over any printed literature. PLEASE TAKE NOTICE that all sales of goods and/or services ("Product") by Labrie Environmental Group, Inc. ("Seller") are subject to and conditioned on Buyer's acceptance of Seller's current General Terms and Conditions of Sale. Seller specifically rejects any additional and/or conflicting terms and conditions proposed by Buyer unless expressly accepted in writing by an authorized officer of Seller.